

# COURSE DE LA PAIX U23 2018

## GRAND PRIX PRIESSNITZ SPA

### CLASSEMENT DE L'ETAPE - STAGE CLASSIFICATION

31. 5.- 3. 6. 2018 / UCI NATIONS' CUP U23

Organisateur - Organiser : Jesenická cyklistická

Distance - 133 km

Stage 1

Average speed - 40,10 km/h

Rang Rank	Dos Bib	Nom Prénom Last Name First Name	Equipe Team	No lic UCI UCI code	Bon/Pen Bon/Pen	Temps Time	Ecart Gap
1	41	BATTISTELLA Samuele	ITALY	100 150 834 80	10s	03:18:59	-
2	114	AALRUST Håkon Lunder	NORWAY	100 106 114 77	6s	03:18:59	-
3	131	VINGEGAARD Jonas	DENMARK	100 112 082 31	4s	03:18:59	-
4	211	GOOSSENS Kobe	BELGIUM	100 086 242 90		03:18:59	-
5	13	STEWART Jake	GREAT BRITAIN	100 154 834 06		03:19:22	0:23
6	32	VAN DEN BERG Marijn	NETHERLANDS	100 156 869 04		03:19:22	0:23
7	154	ŠTOČEK Matúš	SLOVAKIA	100 111 505 36		03:19:22	0:23
8	93	CAÑELLAS SANCHEZ Xavier	SPAIN	100 099 916 87		03:19:22	0:23
9	42	FEDELI Alessandro	ITALY	100 101 661 86		03:19:22	0:23
10	95	GONZALEZ LOPEZ David	SPAIN	100 418 233 50		03:19:22	0:23
11	62	HEIDERSCHEID Colin	LUXEMBOURG	100 097 485 81		03:19:22	0:23
12	83	MALECKI Kamil	POLAND	100 086 286 37		03:19:22	0:23
13	162	SHTEIN Grigoriy	KAZAKHSTAN	100 096 389 52		03:19:22	0:23
14	72	GAILLARD Marlon	FRANCE	100 112 354 12		03:19:22	0:23
15	64	WIRTGEN Luc	LUXEMBOURG	100 110 298 90		03:19:22	0:23
16	203	GAMPER Florian	AUSTRIA	100 153 296 20		03:19:22	0:23
17	115	WÆRSTED Syver	NORWAY	100 490 058 95		03:19:22	0:23
18	181	YAMAMOTO Masaki	JAPAN	100 110 247 39		03:19:22	0:23
19	73	GUGLIELMI Simon	FRANCE	100 146 244 49		03:19:22	0:23
20	74	PARET PEINTRE Aurélien	FRANCE	100 250 807 46		03:19:22	0:23
21	1	OTRUBA Jakub	CZECH REPUBLIC	100 150 930 79		03:19:22	0:23
22	126	SCHNEITER Joab	SWITZERLAND	100 101 186 96		03:19:22	0:23
23	53	HECHT Gage	USA	100 097 710 15		03:19:22	0:23
24	124	BUSSARD Dimitri	SWITZERLAND	100 099 878 49		03:19:22	0:23
25	123	MÜLLER Reto	SWITZERLAND	100 101 185 95		03:19:22	0:23
26	36	EEKHOFF Nils	NETHERLANDS	100 148 423 94		03:19:22	0:23
27	51	ANDERSON Edward	USA	100 501 842 45		03:19:22	0:23
28	172	BASSON Gustav	SOUTH AFRICA	100 100 900 04		03:19:22	0:23
29	212	MERTENS Julian	BELGIUM	100 146 233 38		03:19:22	0:23
30	143	KONYAEV Stanislav	RUSSIA	100 163 282 15		03:19:22	0:23
31	45	BAIS Mattia	ITALY	100 138 797 71		03:19:22	0:23
32	54	HOEHN Alex	USA	100 124 934 79		03:19:22	0:23
33	101	POGAČAR Tadej	SLOVENIA	100 149 727 40		03:19:22	0:23
34	94	ERRAZKIN PEREZ Xuban	SPAIN	100 112 371 29		03:19:22	0:23
35	192	OLIVEIRA Ivo	PORTUGAL	100 091 903 28		03:19:22	0:23
36	213	MONIQUET Sylvain	BELGIUM	100 152 904 16		03:19:22	0:23
37	144	MARKOV Dmitrii	RUSSIA	100 108 796 43		03:19:22	0:23
38	136	IVERSEN Rasmus Byriel	DENMARK	100 109 655 29	6s	03:19:22	0:23
39	216	VERSCHAEVE Viktor	BELGIUM	100 150 074 96		03:19:22	0:23
40	191	ANTUNES Tiago	PORTUGAL	100 096 402 65		03:19:22	0:23
41	145	ROSTOVTSEV Sergei	RUSSIA	100 097 375 68		03:19:22	0:23
42	22	KOCH Christian Maximilian	GERMANY	100 454 814 62		03:19:22	0:23
43	196	OLIVEIRA Rui	PORTUGAL	100 091 911 36		03:19:22	0:23
44	204	GAMPER Mario	AUSTRIA	100 153 325 49		03:19:22	0:23
45	84	BOGUSLAWSKI Marceł	POLAND	100 095 475 11		03:19:22	0:23
46	85	MURIAS Jakub	POLAND	100 150 929 78		03:19:22	0:23
47	33	VAN DEN DOOL Jens	NETHERLANDS	100 149 220 18		03:19:22	0:23
48	92	MOTA PEREZ Cristian	SPAIN	100 137 007 27		03:19:22	0:23
49	142	FATKULLIN Valerii	RUSSIA	100 515 162 76		03:19:22	0:23

Organisateur - Organiser : Jesenická cyklistická

Distance - 133 km

Stage 1

Average speed - 40,10 km/h

Rang Rank	Dos Bib	Nom Prénom Last Name First Name	Equipe Team	No lic UCI UCI code	Bon/Pen Bon/Pen	Temps Time	Ecart Gap
50	182	ISHIGAMI Masahiro	JAPAN	100 096 388 51		03:19:22	0:23
51	82	PEKALA Piotr	POLAND	100 150 646 86		03:19:22	0:23
52	215	WILLEMS Thimo	BELGIUM	100 138 703 74		03:19:22	0:23
53	6	RAJCHART Jan	CZECH REPUBLIC	100 088 202 13		03:19:22	0:23
54	133	SCHULTZ Jesper	DENMARK	100 109 647 21		03:19:22	0:23
55	121	HIRSCHI Marc	SWITZERLAND	100 111 440 68		03:19:22	0:23
56	174	SHORTT Devin	SOUTH AFRICA	100 155 841 43		03:19:22	0:23
57	11	HAYTER Ethan	GREAT BRITAIN	100 101 820 51	3s	03:19:22	0:23
58	166	MARUKHIN Daniil	KAZAKHSTAN	100 162 838 56		03:19:22	0:23
59	132	GREGAARD WILSLY Jonas	DENMARK	100 097 658 60		03:19:22	0:23
60	164	ULYSBAYEV Dinmukhammed	KAZAKHSTAN	100 150 804 50		03:19:22	0:23
61	146	RIKUNOV Petr	RUSSIA	100 102 013 50		03:19:22	0:23
62	65	WIRTGEN Tom	LUXEMBOURG	100 091 276 80		03:19:22	0:23
63	161	NATAROV Yuriy	KAZAKHSTAN	100 098 181 01		03:19:22	0:23
64	91	AZURMENDI SAGASTIBELTZA Ibai	SPAIN	100 137 496 31		03:19:22	0:23
65	111	LEKNESSUND Andreas	NORWAY	100 155 023 01		03:19:22	0:23
66	61	GENIETS Kévin	LUXEMBOURG	100 093 721 03		03:19:22	0:23
67	122	MÄDER Gino	SWITZERLAND	100 097 349 42		03:19:22	0:23
68	24	STORK Florian	GERMANY	100 106 614 92		03:19:22	0:23
69	163	PRONSKIY Vadim	KAZAKHSTAN	100 150 845 91		03:19:22	0:23
70	4	GRUBER Pavel	CZECH REPUBLIC	100 095 037 58		03:19:22	0:23
71	125	BANZER Gordian	SWITZERLAND	100 138 865 42		03:19:22	0:23
72	43	INNOCENTI Andrea	ITALY	100 153 271 92		03:19:22	0:23
73	96	RODES GUIRAO Eduard	SPAIN	100 156 731 60		03:19:22	0:23
74	193	CARVALHO Gonçalo	PORTUGAL	100 099 933 07		03:19:22	0:23
75	44	PICCOT Michel	ITALY	100 144 794 54		03:19:22	0:23
76	46	MAZZUCCO Fabio	ITALY	100 158 274 51		03:19:22	0:23
77	3	ŠTIBINGR Matej	CZECH REPUBLIC	100 107 478 83		03:19:22	0:23
78	186	NAKAMURA Keisuke	JAPAN	100 213 307 85		03:19:22	0:23
79	71	BELLICAUD Jeremy	FRANCE	100 156 747 76		03:19:22	0:23
80	104	LAVRIČ Martin	SLOVENIA	100 150 816 62		03:19:22	0:23
81	201	FIDLER Gerd	AUSTRIA	100 097 819 27		03:19:22	0:23
82	21	ADAMIETZ Johannes	GERMANY	100 151 417 81		03:19:22	0:23
83	141	MARTYNOV Nikita	RUSSIA	100 349 930 35		03:19:22	0:23
84	214	MOLLY Kenny	BELGIUM	100 100 406 92		03:19:22	0:23
85	206	VERMEULEN Moran	AUSTRIA	100 350 852 84		03:19:22	0:23
86	153	VLČÁK Martin	SLOVAKIA	100 110 758 65		03:19:22	0:23
87	105	PENKO Izidor	SLOVENIA	100 098 007 21		03:19:22	0:23
88	5	LEHKÝ Roman	CZECH REPUBLIC	100 086 246 94		03:19:22	0:23
89	76	RONDEAU Fabien	FRANCE	100 148 298 66		03:19:22	0:23
90	202	GALL Felix	AUSTRIA	100 150 925 74		03:19:22	0:23
91	23	TSCHERNOSTER Jan	GERMANY	100 100 352 38		03:19:22	0:23
92	31	BOUWMANS Dylan	NETHERLANDS	100 094 129 23		03:19:22	0:23
93	205	NEUHAUSER Marcel	AUSTRIA	100 109 664 38		03:19:22	0:23
94	75	RIOU Alan	FRANCE	100 102 025 62		03:19:22	0:23
95	25	SCHINNAGEL Johannes	GERMANY	100 097 825 33		03:19:22	0:23
96	194	LEAÇA Gonçalo	PORTUGAL	100 156 216 30		03:19:22	0:23
97	63	VALVASORI Larry	LUXEMBOURG	100 094 209 06		03:19:22	0:23
98	116	TILLER Rasmus Fossum	NORWAY	100 198 892 26	3s	03:19:22	0:23

# COURSE DE LA PAIX U23 2018

## GRAND PRIX PRIESSNITZ SPA

### CLASSEMENT DE L'ETAPE - STAGE CLASSIFICATION

31. 5.- 3. 6. 2018 / UCI NATIONS' CUP U23

Organisateur - Organiser : Jesenická cyklistická

Distance - 133 km

Stage 1

Average speed - 40,10 km/h

Rang Rank	Dos Bib	Nom Prénom Last Name First Name	Equipe Team	No lic UCI UCI code	Bon/Pen Bon/Pen	Temps Time	Ecart Gap
99	165	BAYEMBAYEV Olzhas	KAZAKHSTAN	100 158 687 76		03:19:22	0:23
100	112	SLEEN Torjus	NORWAY	100 112 312 67		03:19:22	0:23
101	151	BELLAN Juraj	SLOVAKIA	100 086 255 06		03:19:22	0:23
102	195	FERNANDES Venceslau	PORTUGAL	100 145 982 78		03:19:22	0:23
103	26	ZIMMERMANN Georg	GERMANY	100 109 668 42		03:19:22	0:23
104	135	HONORÉ Mikkel Frølich	DENMARK	100 096 370 33		03:19:22	0:23
105	134	BJERG Mikkel	DENMARK	100 158 259 36		03:19:22	0:23
106	55	SCHUNK Conor	USA	100 499 320 45		03:19:44	0:45
107	35	ZIJLAARD Maikel	NETHERLANDS	100 155 089 67		03:19:54	0:55
108	52	DAVIS Cole	USA	100 155 072 50		03:20:03	1:04
109	102	PRAH Aljaž	SLOVENIA	100 176 471 12		03:21:38	2:39
110	185	KOYAMA Takahiro	JAPAN	100 098 950 91		03:21:38	2:39
111	66	WEYRICH Maxime	LUXEMBOURG	100 143 754 81		03:21:38	2:39
112	14	WRIGHT Fred	GREAT BRITAIN	100 153 275 96		03:21:38	2:39
113	113	SKAARSETH Iver	NORWAY	100 151 244 05		03:21:38	2:39
114	81	MIGAS Dawid	POLAND	100 158 486 69		03:22:39	3:40
115	16	BOSTOCK Matthew	GREAT BRITAIN	100 101 722 50		03:24:41	5:42
116	171	HARRIS Ryan	SOUTH AFRICA	100 177 173 35		03:24:47	5:48
117	175	EDWARDS Andrew	SOUTH AFRICA	100 107 872 89		03:24:47	5:48
118	173	ELIOT Mitchell	SOUTH AFRICA	100 142 573 64		03:24:47	5:48
119	34	VAN ROSSEM Freek	NETHERLANDS	100 155 093 71		03:24:47	5:48
120	2	PETRUŠ Jirí	CZECH REPUBLIC	100 093 386 56		03:24:55	5:56
121	103	JERMAN Žiga	SLOVENIA	100 149 920 39		03:24:55	5:56
122	106	HORVAT Žiga	SLOVENIA	100 149 921 40		03:24:55	5:56
123	183	ONO Kotaro	JAPAN	100 106 761 45		03:24:55	5:56
124	156	BABIC Adrian	SLOVAKIA	100 091 238 42		03:25:51	6:52
125	15	NALLY Joseph	GREAT BRITAIN	100 238 474 32		03:27:20	8:21
126	184	WATANABE Ayumu	JAPAN	100 148 707 87		03:30:13	11:14
127	152	VANČO Filip	SLOVAKIA	100 100 400 86		03:34:49	15:50
128	155	PODOLAK Patrik	SLOVAKIA	100 161 344 17		03:34:49	15:50

Starters: 128 | Ranked: 128

# COURSE DE LA PAIX U23 2018

## GRAND PRIX PRIESSNITZ SPA

### CLASSEMENT GENERAL - GENERAL CLASSIFICATION

31. 5.- 3. 6. 2018 / UCI NATIONS' CUP U23

Organisateur - Organiser : Jesenická cyklistická

Distance - 135 km

After Stage 1

Average speed - 40,28 km/h

Rang Rank	Dos Bib	Nom Prénom Last Name First Name	Equipe Team	No lic UCI UCI code	Temps Time	Ecart Gap
1	41	BATTISTELLA Samuele	ITALY	100 150 834 80	03:21:06	-
2	114	AALRUST Håkon Lunder	NORWAY	100 106 114 77	03:21:12	0:06
3	131	VINGEGAARD Jonas	DENMARK	100 112 082 31	03:21:18	0:12
4	116	TILLER Rasmus Fossum	NORWAY	100 198 892 26	03:21:31	0:25
5	136	IVERSEN Rasmus Byriel	DENMARK	100 109 655 29	03:21:33	0:27
6	11	HAYTER Ethan	GREAT BRITAIN	100 101 820 51	03:21:33	0:27
7	192	OLIVEIRA Ivo	PORTUGAL	100 091 903 28	03:21:35	0:29
8	36	ECKHOFF Nils	NETHERLANDS	100 148 423 94	03:21:36	0:30
9	196	OLIVEIRA Rui	PORTUGAL	100 091 911 36	03:21:37	0:31
10	61	GENIETS Kévin	LUXEMBOURG	100 093 721 03	03:21:37	0:31
11	115	WÆRSTED Syver	NORWAY	100 490 058 95	03:21:37	0:31
12	42	FEDELI Alessandro	ITALY	100 101 661 86	03:21:38	0:32
13	121	HIRSCHI Marc	SWITZERLAND	100 111 440 68	03:21:38	0:32
14	65	WIRTGEN Tom	LUXEMBOURG	100 091 276 80	03:21:38	0:32
15	13	STEWART Jake	GREAT BRITAIN	100 154 834 06	03:21:38	0:32
16	101	POGAČAR Tadej	SLOVENIA	100 149 727 40	03:21:38	0:32
17	25	SCHINNAGEL Johannes	GERMANY	100 097 825 33	03:21:38	0:32
18	83	MALECKI Kamil	POLAND	100 086 286 37	03:21:39	0:33
19	84	BOGUSLAWSKI Marcell	POLAND	100 095 475 11	03:21:39	0:33
20	53	HECHT Gage	USA	100 097 710 15	03:21:39	0:33
21	212	MERTENS Julian	BELGIUM	100 146 233 38	03:21:40	0:34
22	46	MAZZUCCO Fabio	ITALY	100 158 274 51	03:21:40	0:34
23	75	RIOU Alan	FRANCE	100 102 025 62	03:21:40	0:34
24	54	HOEHN Alex	USA	100 124 934 79	03:21:40	0:34
25	51	ANDERSON Edward	USA	100 501 842 45	03:21:40	0:34
26	24	STORK Florian	GERMANY	100 106 614 92	03:21:40	0:34
27	123	MÜLLER Reto	SWITZERLAND	100 101 185 95	03:21:41	0:35
28	33	VAN DEN DOOL Jens	NETHERLANDS	100 149 220 18	03:21:41	0:35
29	145	ROSTOVTSEV Sergei	RUSSIA	100 097 375 68	03:21:41	0:35
30	73	GUGLIELMI Simon	FRANCE	100 146 244 49	03:21:41	0:35
31	32	VAN DEN BERG Marijn	NETHERLANDS	100 156 869 04	03:21:41	0:35
32	172	BASSON Gustav	SOUTH AFRICA	100 100 900 04	03:21:41	0:35
33	105	PENKO Izidor	SLOVENIA	100 098 007 21	03:21:41	0:35
34	112	SLEEN Torjus	NORWAY	100 112 312 67	03:21:42	0:36
35	1	OTRUBA Jakub	CZECH REPUBLIC	100 150 930 79	03:21:42	0:36
36	5	LEHKÝ Roman	CZECH REPUBLIC	100 086 246 94	03:21:42	0:36
37	74	PARET PEINTRE Aurélien	FRANCE	100 250 807 46	03:21:42	0:36
38	45	BAIS Mattia	ITALY	100 138 797 71	03:21:42	0:36
39	203	GAMPER Florian	AUSTRIA	100 153 296 20	03:21:42	0:36
40	6	RAJCHART Jan	CZECH REPUBLIC	100 088 202 13	03:21:42	0:36
41	95	GONZALEZ LOPEZ David	SPAIN	100 418 233 50	03:21:42	0:36
42	134	BJERG Mikkel	DENMARK	100 158 259 36	03:21:42	0:36
43	124	BUSSARD Dimitri	SWITZERLAND	100 099 878 49	03:21:42	0:36
44	111	LEKNESUND Andreas	NORWAY	100 155 023 01	03:21:43	0:37
45	126	SCHNEITER Joab	SWITZERLAND	100 101 186 96	03:21:43	0:37
46	154	ŠTOČEK Matúš	SLOVAKIA	100 111 505 36	03:21:43	0:37
47	94	ERRAZKIN PEREZ Xuban	SPAIN	100 112 371 29	03:21:43	0:37
48	72	GAILLARD Marlon	FRANCE	100 112 354 12	03:21:43	0:37
49	122	MÄDER Gino	SWITZERLAND	100 097 349 42	03:21:43	0:37

# COURSE DE LA PAIX U23 2018

## GRAND PRIX PRIESSNITZ SPA

### CLASSEMENT GENERAL - GENERAL CLASSIFICATION

31. 5.- 3. 6. 2018 / UCI NATIONS' CUP U23

Organisateur - Organiser : Jesenická cyklistická

Distance - 135 km

After Stage 1

Average speed - 40,28 km/h

Rang Rank	Dos Bib	Nom Prénom Last Name First Name	Equipe Team	No lic UCI UCI code	Temps Time	Ecart Gap
50	204	GAMPER Mario	AUSTRIA	100 153 325 49	03:21:44	0:38
51	202	GALL Felix	AUSTRIA	100 150 925 74	03:21:44	0:38
52	44	PICCOT Michel	ITALY	100 144 794 54	03:21:44	0:38
53	215	WILLEMS Thimo	BELGIUM	100 138 703 74	03:21:44	0:38
54	132	GREGAARD WILSLY Jonas	DENMARK	100 097 658 60	03:21:44	0:38
55	85	MURIAS Jakub	POLAND	100 150 929 78	03:21:44	0:38
56	213	MONIQUET Sylvain	BELGIUM	100 152 904 16	03:21:44	0:38
57	162	SHTEIN Grigoriy	KAZAKHSTAN	100 096 389 52	03:21:44	0:38
58	93	SAÑELLAS SANCHEZ Xavier	SPAIN	100 099 916 87	03:21:44	0:38
59	22	KOCH Christian Maximilian	GERMANY	100 454 814 62	03:21:44	0:38
60	62	HEIDERSCHIED Colin	LUXEMBOURG	100 097 485 81	03:21:45	0:39
61	211	GOOSSENS Kobe	BELGIUM	100 086 242 90	03:21:45	0:39
62	163	PRONSKIY Vadim	KAZAKHSTAN	100 150 845 91	03:21:45	0:39
63	76	RONDEAU Fabien	FRANCE	100 148 298 66	03:21:45	0:39
64	151	BELLAN Juraj	SLOVAKIA	100 086 255 06	03:21:45	0:39
65	181	YAMAMOTO Masaki	JAPAN	100 110 247 39	03:21:45	0:39
66	206	VERMEULEN Moran	AUSTRIA	100 350 852 84	03:21:45	0:39
67	166	MARUKHIN Daniil	KAZAKHSTAN	100 162 838 56	03:21:45	0:39
68	133	SCHULTZ Jesper	DENMARK	100 109 647 21	03:21:45	0:39
69	165	BAYEMBAYEV Olzhas	KAZAKHSTAN	100 158 687 76	03:21:45	0:39
70	31	BOUWMANS Dylan	NETHERLANDS	100 094 129 23	03:21:45	0:39
71	216	VERSCHAEVE Viktor	BELGIUM	100 150 074 96	03:21:45	0:39
72	164	ULYSBAYEV Dinmukhammed	KAZAKHSTAN	100 150 804 50	03:21:45	0:39
73	194	LEAÇA Gonçalo	PORTUGAL	100 156 216 30	03:21:46	0:40
74	26	ZIMMERMANN Georg	GERMANY	100 109 668 42	03:21:46	0:40
75	201	FIDLER Gerd	AUSTRIA	100 097 819 27	03:21:46	0:40
76	104	LAVRIČ Martin	SLOVENIA	100 150 816 62	03:21:47	0:41
77	214	MOLLY Kenny	BELGIUM	100 100 406 92	03:21:47	0:41
78	143	KONYAEV Stanislav	RUSSIA	100 163 282 15	03:21:47	0:41
79	182	ISHIGAMI Masahiro	JAPAN	100 096 388 51	03:21:47	0:41
80	64	WIRTGEN Luc	LUXEMBOURG	100 110 298 90	03:21:48	0:42
81	3	ŠTIBINGR Matej	CZECH REPUBLIC	100 107 478 83	03:21:48	0:42
82	21	ADAMIETZ Johannes	GERMANY	100 151 417 81	03:21:48	0:42
83	141	MARTYNOV Nikita	RUSSIA	100 349 930 35	03:21:48	0:42
84	135	HONORÉ Mikkel Frølich	DENMARK	100 096 370 33	03:21:48	0:42
85	193	CARVALHO Gonçalo	PORTUGAL	100 099 933 07	03:21:48	0:42
86	191	ANTUNES Tiago	PORTUGAL	100 096 402 65	03:21:48	0:42
87	125	BANZER Gordian	SWITZERLAND	100 138 865 42	03:21:49	0:43
88	205	NEUHAUSER Marcel	AUSTRIA	100 109 664 38	03:21:49	0:43
89	23	TSCHERNOSTER Jan	GERMANY	100 100 352 38	03:21:49	0:43
90	4	GRUBER Pavel	CZECH REPUBLIC	100 095 037 58	03:21:49	0:43
91	146	RIKUNOV Petr	RUSSIA	100 102 013 50	03:21:49	0:43
92	161	NATAROV Yuriy	KAZAKHSTAN	100 098 181 01	03:21:50	0:44
93	63	VALVASORI Larry	LUXEMBOURG	100 094 209 06	03:21:50	0:44
94	43	INNOCENTI Andrea	ITALY	100 153 271 92	03:21:50	0:44
95	91	AZURMENDI SAGASTIBELTZA Ibai	SPAIN	100 137 496 31	03:21:51	0:45
96	71	BELLICAUD Jeremy	FRANCE	100 156 747 76	03:21:51	0:45
97	195	FERNANDES Venceslau	PORTUGAL	100 145 982 78	03:21:51	0:45
98	174	SHORTT Devin	SOUTH AFRICA	100 155 841 43	03:21:51	0:45

Organisateur - Organiser : Jesenická cyklistická

Distance - 135 km

After Stage 1

Average speed - 40,28 km/h

Rang Rank	Dos Bib	Nom Prénom Last Name First Name	Equipe Team	No lic UCI UCI code	Temps Time	Ecart Gap
99	144	MARKOV Dmitrii	RUSSIA	100 108 796 43	03:21:52	0:46
100	92	MOTA PEREZ Cristian	SPAIN	100 137 007 27	03:21:52	0:46
101	153	VLČÁK Martin	SLOVAKIA	100 110 758 65	03:21:52	0:46
102	186	NAKAMURA Keisuke	JAPAN	100 213 307 85	03:21:53	0:47
103	96	RODES GUIRAO Eduard	SPAIN	100 156 731 60	03:21:53	0:47
104	82	PEKALA Piotr	POLAND	100 150 646 86	03:21:54	0:48
105	142	FATKULLIN Valerii	RUSSIA	100 515 162 76	03:21:54	0:48
106	35	ZIJLAARD Maikel	NETHERLANDS	100 155 089 67	03:22:08	1:02
107	55	SCHUNK Conor	USA	100 499 320 45	03:22:11	1:05
108	52	DAVIS Cole	USA	100 155 072 50	03:22:28	1:22
109	14	WRIGHT Fred	GREAT BRITAIN	100 153 275 96	03:23:54	2:48
110	113	SKAARSETH Iver	NORWAY	100 151 244 05	03:24:01	2:55
111	102	PRAH Aljaž	SLOVENIA	100 176 471 12	03:24:04	2:58
112	185	KOYAMA Takahiro	JAPAN	100 098 950 91	03:24:09	3:03
113	66	WEYRICH Maxime	LUXEMBOURG	100 143 754 81	03:24:12	3:06
114	81	MIGAS Dawid	POLAND	100 158 486 69	03:25:00	3:54
115	16	BOSTOCK Matthew	GREAT BRITAIN	100 101 722 50	03:26:57	5:51
116	171	HARRIS Ryan	SOUTH AFRICA	100 177 173 35	03:27:05	5:59
117	103	JERMAN Žiga	SLOVENIA	100 149 920 39	03:27:13	6:07
118	173	ELIOT Mitchell	SOUTH AFRICA	100 142 573 64	03:27:15	6:09
119	175	EDWARDS Andrew	SOUTH AFRICA	100 107 872 89	03:27:16	6:10
120	106	HORVAT Žiga	SLOVENIA	100 149 921 40	03:27:17	6:11
121	2	PETRUŠ Jirí	CZECH REPUBLIC	100 093 386 56	03:27:19	6:13
122	34	VAN ROSSEM Freek	NETHERLANDS	100 155 093 71	03:27:19	6:13
123	183	ONO Kotaro	JAPAN	100 106 761 45	03:27:20	6:14
124	156	BABIC Adrian	SLOVAKIA	100 091 238 42	03:28:11	7:05
125	15	NALLY Joseph	GREAT BRITAIN	100 238 474 32	03:29:39	8:33
126	184	WATANABE Ayumu	JAPAN	100 148 707 87	03:32:42	11:36
127	155	PODOLAK Patrik	SLOVAKIA	100 161 344 17	03:37:19	16:13
128	152	VANČO Filip	SLOVAKIA	100 100 400 86	03:37:20	16:14

Organisateur - Organiser : Jesenická cyklistická

Distance - 135 km

After Stage 1

Average speed - 40,28 km/h

Rang Rank	Dos Bib	Nom Prénom Last Name First Name	Equipe Team	No lic UCI UCI code	Temps Time	Ecart Gap
1	41	BATTISTELLA Samuele	ITALY	100 150 834 80	03:21:06	-
2	114	AALRUST Håkon Lunder	NORWAY	100 106 114 77	03:21:12	0:06
3	11	HAYTER Ethan	GREAT BRITAIN	100 101 820 51	03:21:33	0:27
4	36	EEKHOFF Nils	NETHERLANDS	100 148 423 94	03:21:36	0:30
5	121	HIRSCHI Marc	SWITZERLAND	100 111 440 68	03:21:38	0:32
6	13	STEWART Jake	GREAT BRITAIN	100 154 834 06	03:21:38	0:32
7	101	POGAČAR Tadej	SLOVENIA	100 149 727 40	03:21:38	0:32
8	53	HECHT Gage	USA	100 097 710 15	03:21:39	0:33
9	46	MAZZUCCO Fabio	ITALY	100 158 274 51	03:21:40	0:34
10	51	ANDERSON Edward	USA	100 501 842 45	03:21:40	0:34
11	123	MÜLLER Reto	SWITZERLAND	100 101 185 95	03:21:41	0:35
12	33	VAN DEN DOOL Jens	NETHERLANDS	100 149 220 18	03:21:41	0:35
13	32	VAN DEN BERG Marijn	NETHERLANDS	100 156 869 04	03:21:41	0:35
14	1	OTRUBA Jakub	CZECH REPUBLIC	100 150 930 79	03:21:42	0:36
15	203	GAMPER Florian	AUSTRIA	100 153 296 20	03:21:42	0:36
16	134	BJERG Mikkel	DENMARK	100 158 259 36	03:21:42	0:36
17	111	LEKNESSUND Andreas	NORWAY	100 155 023 01	03:21:43	0:37
18	126	SCHNEITER Joab	SWITZERLAND	100 101 186 96	03:21:43	0:37
19	154	ŠTOČEK Matúš	SLOVAKIA	100 111 505 36	03:21:43	0:37
20	204	GAMPER Mario	AUSTRIA	100 153 325 49	03:21:44	0:38
21	202	GALL Felix	AUSTRIA	100 150 925 74	03:21:44	0:38
22	85	MURIAS Jakub	POLAND	100 150 929 78	03:21:44	0:38
23	213	MONIQUET Sylvain	BELGIUM	100 152 904 16	03:21:44	0:38
24	62	HEIDERSCHIED Colin	LUXEMBOURG	100 097 485 81	03:21:45	0:39
25	163	PRONSKIY Vadim	KAZAKHSTAN	100 150 845 91	03:21:45	0:39
26	166	MARUKHIN Daniil	KAZAKHSTAN	100 162 838 56	03:21:45	0:39
27	165	BAYEMBAYEV Olzhas	KAZAKHSTAN	100 158 687 76	03:21:45	0:39
28	216	VERSCHAEVE Viktor	BELGIUM	100 150 074 96	03:21:45	0:39
29	164	ULYSBAYEV Dinmukhammed	KAZAKHSTAN	100 150 804 50	03:21:45	0:39
30	104	LAVRIČ Martin	SLOVENIA	100 150 816 62	03:21:47	0:41
31	143	KONYAEV Stanislav	RUSSIA	100 163 282 15	03:21:47	0:41
32	64	WIRTGEN Luc	LUXEMBOURG	100 110 298 90	03:21:48	0:42
33	21	ADAMIETZ Johannes	GERMANY	100 151 417 81	03:21:48	0:42
34	141	MARTYNOV Nikita	RUSSIA	100 349 930 35	03:21:48	0:42
35	43	INNOCENTI Andrea	ITALY	100 153 271 92	03:21:50	0:44
36	71	BELLICAUD Jeremy	FRANCE	100 156 747 76	03:21:51	0:45
37	174	SHORTT Devin	SOUTH AFRICA	100 155 841 43	03:21:51	0:45
38	153	VLČÁK Martin	SLOVAKIA	100 110 758 65	03:21:52	0:46
39	186	NAKAMURA Keisuke	JAPAN	100 213 307 85	03:21:53	0:47
40	96	RODES GUIRAO Eduard	SPAIN	100 156 731 60	03:21:53	0:47
41	82	PEKALA Piotr	POLAND	100 150 646 86	03:21:54	0:48
42	142	FATKULLIN Valerii	RUSSIA	100 515 162 76	03:21:54	0:48
43	35	ZIJLAARD Maikel	NETHERLANDS	100 155 089 67	03:22:08	1:02
44	55	SCHUNK Conor	USA	100 499 320 45	03:22:11	1:05
45	52	DAVIS Cole	USA	100 155 072 50	03:22:28	1:22
46	14	WRIGHT Fred	GREAT BRITAIN	100 153 275 96	03:23:54	2:48
47	113	SKAARSETH Iver	NORWAY	100 151 244 05	03:24:01	2:55
48	102	PRAH Aljaž	SLOVENIA	100 176 471 12	03:24:04	2:58
49	81	MIGAS Dawid	POLAND	100 158 486 69	03:25:00	3:54

Organisateur - Organiser : Jesenická cyklistická

Distance - 135 km

After Stage 1

Average speed - 40,28 km/h

Rang Rank	Dos Bib	Nom Prénom Last Name First Name	Equipe Team	No lic UCI UCI code	Temps Time	Ecart Gap
50	171	HARRIS Ryan	SOUTH AFRICA	100 177 173 35	03:27:05	5:59
51	103	JERMAN Žiga	SLOVENIA	100 149 920 39	03:27:13	6:07
52	175	EDWARDS Andrew	SOUTH AFRICA	100 107 872 89	03:27:16	6:10
53	106	HORVAT Žiga	SLOVENIA	100 149 921 40	03:27:17	6:11
54	34	VAN ROSSEM Freek	NETHERLANDS	100 155 093 71	03:27:19	6:13
55	15	NALLY Joseph	GREAT BRITAIN	100 238 474 32	03:29:39	8:33
56	184	WATANABE Ayumu	JAPAN	100 148 707 87	03:32:42	11:36
57	155	PODOLAK Patrik	SLOVAKIA	100 161 344 17	03:37:19	16:13



Organisateur - Organiser : Jesenická cyklistická

Distance - 133 km

After stage 1

Average speed - 40,10 km/h

	Dos Bib	Nom Prénom Last Name First Name	Pts Pts
<b>GPM Ramzová</b>			
	1	94 ERRAZKIN PEREZ Xuban	5
	2	161 NATAROV Yuriy	4
	3	132 GREGAARD WILSLY Jonas	3
	4	45 BAIS Mattia	2
	5	11 HAYTER Ethan	1
<b>GPM Žárová</b>			
	1	136 IVERSEN Rasmus Byriel	5
	2	94 ERRAZKIN PEREZ Xuban	4
	3	36 EEKHOFF Nils	3
	4	45 BAIS Mattia	2
	5	51 ANDERSON Edward	1
<b>GPM Skřítek</b>			
	1	136 IVERSEN Rasmus Byriel	5
	2	94 ERRAZKIN PEREZ Xuban	4
	3	16 BOSTOCK Matthew	3
	4	11 HAYTER Ethan	2
	5	161 NATAROV Yuriy	1
<b>GENERAL TOTAL</b>			
	1	94 ERRAZKIN PEREZ Xuban	13
	2	136 IVERSEN Rasmus Byriel	10
	3	161 NATAROV Yuriy	5
	4	45 BAIS Mattia	4
	5	11 HAYTER Ethan	3
	6	36 EEKHOFF Nils	3
	7	132 GREGAARD WILSLY Jonas	3
	8	16 BOSTOCK Matthew	3
	9	51 ANDERSON Edward	1

Organisateur - Organiser : Jesenická cyklistická

Distance - 133 km

After Stage 1

Average speed - 40,10 km/h






















	Dos Bib	Nom Prénom Last Name First Name	Pts Pts
<b>Finish of stage</b>			
1	41	BATTISTELLA Samuele	25
2	114	AALRUST Håkon Lunder	20
3	131	VINGEGAARD Jonas	16
4	211	GOOSSENS Kobe	14
5	13	STEWART Jake	12
6	32	VAN DEN BERG Marijn	10
7	154	ŠTOČEK Matúš	9
8	93	CAÑELLAS SANCHEZ Xavier	8
9	42	FEDELI Alessandro	7
10	95	GONZALEZ LOPEZ David	6
11	62	HEIDERSCHEID Colin	5
12	83	MALECKI Kamil	4
13	162	SHTEIN Grigoriy	3
14	72	GAILLARD Marlon	2
15	64	WIRTGEN Luc	1
<b>Sprint 1</b>			
<b>Sprint 2</b>			
<b>GENERAL TOTAL</b>			
1	41	BATTISTELLA Samuele	25
2	116	TILLER Rasmus Fossum	25
3	114	AALRUST Håkon Lunder	20
4	192	OLIVEIRA Ivo	20
5	131	VINGEGAARD Jonas	16
6	36	ECKHOFF Nils	16
7	13	STEWART Jake	15
8	11	HAYTER Ethan	14
9	42	FEDELI Alessandro	14
10	211	GOOSSENS Kobe	14
11	35	ZIJLAARD Maikel	12
12	196	OLIVEIRA Rui	10
13	32	VAN DEN BERG Marijn	10
14	61	GENIETS Kévin	9
15	154	ŠTOČEK Matúš	9
16	115	WÆRSTED Syver	8
17	93	CAÑELLAS SANCHEZ Xavier	8
18	95	GONZALEZ LOPEZ David	6
19	14	WRIGHT Fred	6
20	121	HIRSCHI Marc	5
21	62	HEIDERSCHEID Colin	5
22	65	WIRTGEN Tom	4
23	83	MALECKI Kamil	4
24	162	SHTEIN Grigoriy	3
25	101	POGAČAR Tadej	2
26	72	GAILLARD Marlon	2
27	25	SCHINNAGEL Johannes	1
28	64	WIRTGEN Luc	1

Organisateur - Organiser : Jesenická cyklistická

Distance - 135 km

After Stage 1

Average speed - 40,28 km/h

Rang Rank	Equipe Team	Temps Time		Ecart Gap
1.	NORWAY	10:04:30	 1	-
2.	ITALY	10:04:35	 2	0:05
3.	DENMARK	10:04:43	 10	0:13
4.	BELGIUM	10:04:46	 11	0:16
5.	NETHERLANDS	10:04:54	 2	0:24
6.	PORTUGAL	10:04:59	 1	0:29
7.	USA	10:05:00	 1	0:30
8.	SLOVENIA	10:05:00	 1	0:30
9.	LUXEMBOURG	10:05:01	 1	0:31
10.	POLAND	10:05:02	 1	0:32
11.	SWITZERLAND	10:05:02	 1	0:32
12.	FRANCE	10:05:03	 1	0:33
13.	GERMANY	10:05:04	 1	0:34
14.	CZECH REPUBLIC	10:05:07		0:37
15.	AUSTRIA	10:05:10	 1	0:40
16.	SPAIN	10:05:11	 1	0:41
17.	SLOVAKIA	10:05:11	 1	0:41
18.	KAZAKHSTAN	10:05:15	 2	0:45
19.	RUSSIA	10:05:17	 2	0:47
20.	JAPAN	10:05:20	 2	0:50
21.	GREAT BRITAIN	10:07:09	 20	2:39
22.	SOUTH AFRICA	10:10:38	 3	6:08

- 1 ITALY
- 2 NORWAY
- 3 DENMARK
- 4 GREAT BRITAIN
- 5 PORTUGAL
- 6 NETHERLANDS
- 7 LUXEMBOURG
- 8 SWITZERLAND
- 9 SLOVENIA
- 10 GERMANY
- 11 POLAND
- 12 Team USA
- 13 BELGIUM
- 14 FRANCE
- 15 RUSSIA
- 16 SOUTH AFRICA
- 17 CZECH REPUBLIC
- 18 AUSTRIA
- 19 SPAIN
- 20 SLOVAKIA
- 21 KAZAKHSTAN
- 22 JAPAN

#### Wearers of jerseys

General clasification	41 BATTISTELLA Samuele
Point clasification	116 TILLER Rasmus Fossum
Mouintain clasification	94 ERRAZKIN Perez Xuban
Best junger rider	114 AALRUST Hakon Lunder
Best Czech rider	1 OTRUBA Jakub

